

## DISTRIBUTOR INFORMATION

COMPANY NAME \_\_\_\_\_

CONTACT NAME \_\_\_\_\_

DATE \_\_\_\_\_

PHONE \_\_\_\_\_

EMAIL \_\_\_\_\_

## PROJECT JOB INFORMATION

INSTITUTION \_\_\_\_\_

CONTACT NAME \_\_\_\_\_

ADDRESS \_\_\_\_\_

CITY \_\_\_\_\_

STATE \_\_\_\_\_

ZIP \_\_\_\_\_

PHONE \_\_\_\_\_

EMAIL \_\_\_\_\_

S.R.Smith manufactures a wide range of starting blocks for use at all levels of competitive swimming, and takes into consideration rules and regulations from World Aquatics, USA Swimming, National Collegiate Athletic Association (NCAA), National Federation of State High School Associations (NFSH), and the Model Aquatic Health Code (MAHC). S.R.Smith and the end user also recognize that state and local building codes apply in various jurisdictions.

## MINIMUM WATER DEPTH BY ORGANIZATION

- **WORLD AQUATICS** - 4 feet 5 inches
- **USA SWIMMING** - 4 feet for competition, 6 feet for teaching, 6 feet 7 inches for championship meets
- **NCAA** - 4 feet
- **NFSH** - 4 feet
- **MAHC** - 4 feet

## S.R.SMITH RECOMMENDED MAXIMUM STARTING BLOCK HEIGHT OVER WATER

- **LESS THAN 4 FEET OF WATER DEPTH** - No starting block
- **4 FEET - 6 FEET OF WATER DEPTH** - 18 Inches
- **6 FEET OR MORE OF WATER DEPTH** - 29.5 Inches

## DIMENSIONS

**Water Depth:** \_\_\_\_\_ Feet \_\_\_\_\_ Inches

Please add any additional dimensions (parapet, gutter, etc.) that will affect the design or placement of the starting block to Figure 1.

### Block Height:

For water depth greater than 6', the recommended height above water is 29.5". For water depths 4' to 6', the recommended height above water is 18". S.R.Smith does not recommend installing starting blocks on water depths shallower than 4'.

Total height above water  
(29.5", 18", or a custom height) \_\_\_\_\_

Deck to water height \_\_\_\_\_

Height of block above deck \_\_\_\_\_

### Block Setback:

The setback, measured from water's edge to the center of the starting block post (See Figure 1), ranges as follows, in one-inch increments:

- Standard 21" - 26"
- Long Reach 33" - 40"

Things to consider are interference from gutters, parapets, and coping. The center point of the anchor should be at least 5" from any edge of the concrete slab.

Setback= \_\_\_\_\_

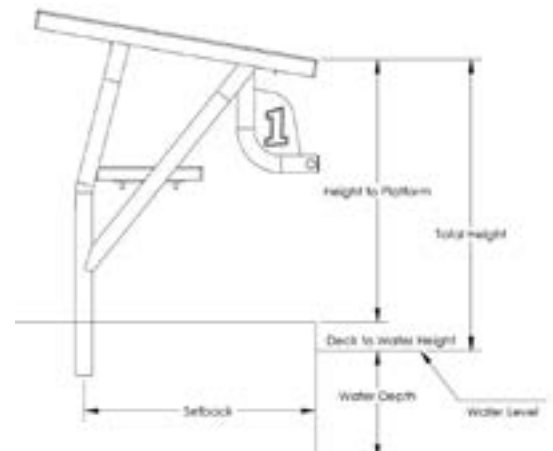
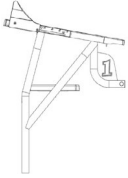


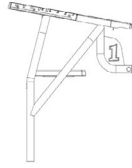
Figure 1

## CHOOSE MODEL

### STANDARD SETBACK 18" TO 26"



Velocity  
with Track Start

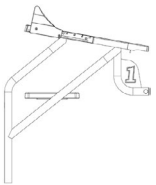


Velocity  
without Track Start

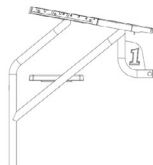


Legacy

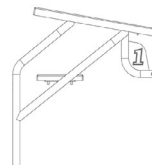
### LONG REACH SETBACK 27" TO 32"



Velocity  
with Track Start



Velocity  
without Track Start



Legacy

## ORDER DETAILS

Quantity: \_\_\_\_\_

Frame Color:  Silver Gray  Royal Blue  Taupe  White  Custom \_\_\_\_\_ (PMS or RAL#)

Standard color is Silver Gray. Other colors are available. There is no fee for any of our standard colors listed. Place a check next to your desired color or identify a custom color (RAL # is the most accurate way to specify custom colors). Custom colors will incur additional fees and lead-time.

Numbering: \_\_\_\_\_

How would you like the blocks numbered? (i.e., 12 starting blocks could be numbered 1-12, two sets of 1-6, or 1-11 with one blank)

### Anchors:

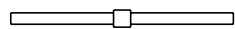
**NEW - MUST ORDER SEPARATELY** - It is possible to have the anchors shipped before the blocks to allow anchor installation prior to delivery of the starting blocks. Notify your salesperson if you would be interested in ordering and having the anchors shipped prior to shipping the blocks.

**EXISTING** -To confirm that your new blocks will work with your existing anchors, we provide a free Anchor Tool (part number, 27-110) upon request. This tool will help determine the diameter of your existing anchors; helping to identify the best fit and aide in the reduction of movement from your new blocks.

Width of Existing Anchors \_\_\_\_\_ (center to center dimension)      Depth of Anchors \_\_\_\_\_ (Location 1)      Depth of Anchors \_\_\_\_\_ (Location 2 - if applicable)      Anchor diameter \_\_\_\_\_ (Standard or Machined)

### Backstroke Handles:

The standard backstroke handle is the Horizontal. H-Handle, U-Handle, and Angled configurations are also available. If no option is marked, the Backstroke Horizontal will be used.



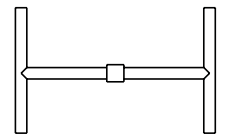
Horizontal



Angled



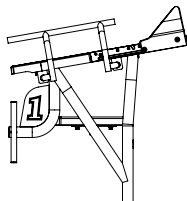
U-Handle



H-Handle

### Side Handles:

Yes  No

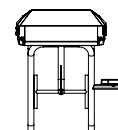


### Install on Bulkhead:

Yes  No

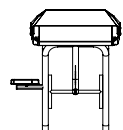
### Side Step: Left Mount

(front view of block)



### Right Mount

(front view of block)





SPECIAL REQUEST

Only one of the following choices (A, B, or C) can be selected for your starting block order. These items also include additional charges and lead time.

A - TrueTread™  Yellow  Red  Gray  Blue

Velocity footboards are available in a choice of four TrueTread™ colors. Place a mark next to the desired color.

B - Logo/Footboard Numbers (Not available with TrueTread)  Yes, we want a logo  Yes, we want numbering on footboard

If you would like a logo or numbering placed on the footboards, please email file in vector-based file or formats. We will send a separate drawing of the logo/numbering placement on the footboard to be signed off along with the drawing for the starting block(s).

C - Colored Sand Tread  Yellow  Red  Green  Blue

You can get the tread for the footboard and step in a selection of colors. Place a mark next to the desired color. Standard color for the tread is white. White will be used if there is no color tread or logo selected.

Help us serve your clients better by including architectural line drawings and specifications for new installations, and line drawings and/or photos for existing applications.

Distributor and End User understand that regulations of governing bodies, including those listed above along with state and local codes, supersede these recommendations when they require additional depth. For example, a pool that will host World Aquatics swim meets cannot place starting blocks in water depths of less than 4 feet 5 inches because it does not meet the minimum depth for World Aquatics. By ordering, purchasing and installing S.R.Smith starting blocks, the Distributor and End User acknowledge receipt and understanding of the above recommendations.

\_\_\_\_\_  
END USER SIGNATURE PRINT NAME DATE

\_\_\_\_\_  
DISTRIBUTOR SIGNATURE PRINT NAME DATE